




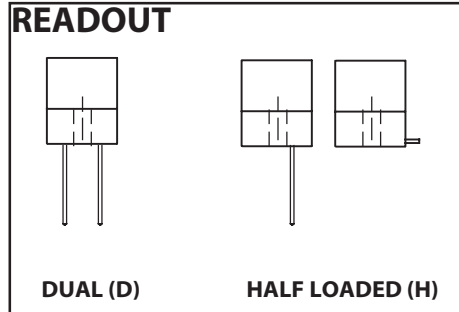
**.125" [3.18mm] Contact Centers, .610" Insulator Height,
Dip Solder/Wire Wrap/Right Angle for .093" [2.36] or .125" [3.18] Mating PCB**

SPECIFICATIONS

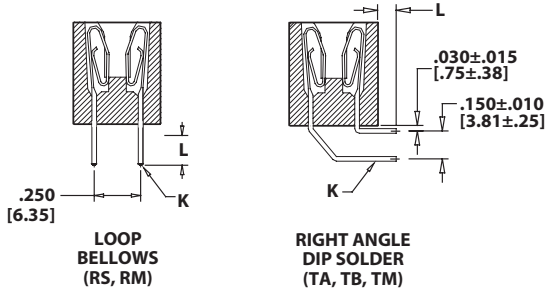
- Accommodates .093" ± .008" [2.36 ± .20] or .125" ± .008" [3.18 ± .20] mating PCB
- PBT, PPS or PA9T insulator
- Molded-in key available
- 3 amp current rating per contact
- 30 milli ohm maximum at rated current



Sullins Edgecards

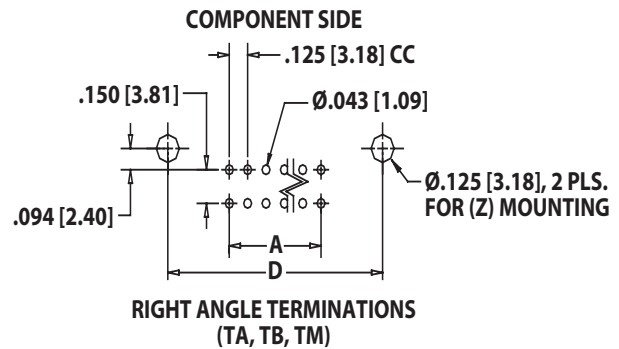
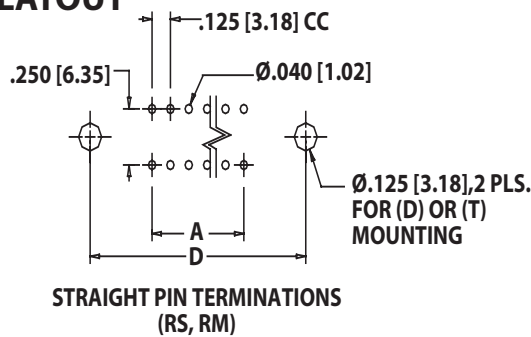


TERMINATION TYPE

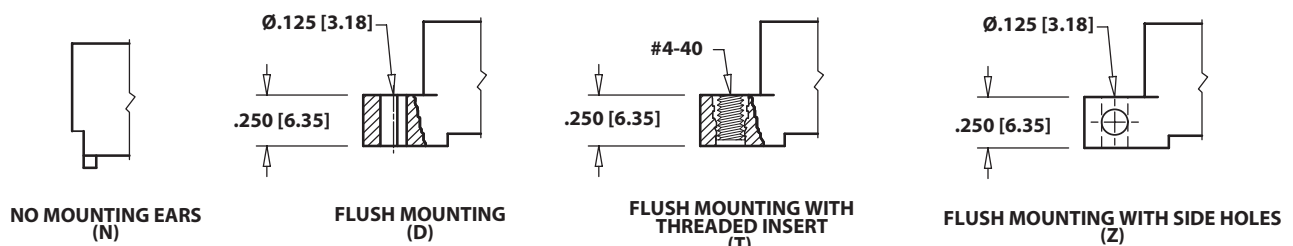


TERMINATION TYPE	POST CROSS SECTION (K)	POST LENGTH L ± .025 [0.64]	FITS MIN. HOLE SIZE
RS DIP SOLDER	.025 [0.64] SQUARE	.190 [4.83]	.040 [1.02]
RM WIRE WRAP	.025 [0.64] SQUARE	.560 [14.20]	.040 [1.02]
TA RIGHT ANGLE	.025 [0.64] SQUARE	.100 [2.54]	.043 [1.09]
TB RIGHT ANGLE	.025 [0.64] SQUARE	.180 [4.57]	.043 [1.09]
TM RIGHT ANGLE	.025 [0.64] SQUARE	.250 [6.35]	.043 [1.09]

PCB LAYOUT



MOUNTING STYLE





**.125" [3.18mm] Contact Centers, .610" Insulator Height,
Dip Solder/Wire Wrap/Right Angle for .093" [2.36] or .125" [3.18] Mating PCB**

Sullins Edgecards

PART NUMBER CODING

E B A 50 D RM D - S273

MATERIALS (Insulator/Contact)

E = PBT/Phosphor Bronze(Standard)
R = PPS/Phosphor Bronze
G = PA9T/Phosphor Bronze
(Consult Factory for Other Materials)

CONTACT FINISH - RoHS Compliant
All platings are Lead Free and have .000050" Nickel underplate

	Contact Surface	Termination
B =	.000010" Gold	.000100" Pure Tin, Matte
C =	.000030" Gold	.000100" Pure Tin, Matte
G =	.000010" Gold	.000005" Gold
Y =	.000030" Gold	.000005" Gold
	Contact Surface	Overall Plating
S =	.000010" Gold	.000010" Gold
M =	.000030" Gold	.000010" Gold
E =	.000100" Pure Tin, Matte	.000100" Pure Tin, Matte

CONTACT CENTERS
A = .125" [3.18mm]

MODIFICATION CODE (Consult Factory)

-S273 = FOR .093" ± .008" [2.36 ± .20]
THICK MATING PCB
-S664 = FOR .125" ± .008" [3.18 ± .20]
THICK MATING PCB

MOUNTING STYLE (Opposite Page)
N = No Mounting
D = Flush Mounting
T = Flush Mounting With Threaded Inserts
Z = Flush Mounting With Side Holes

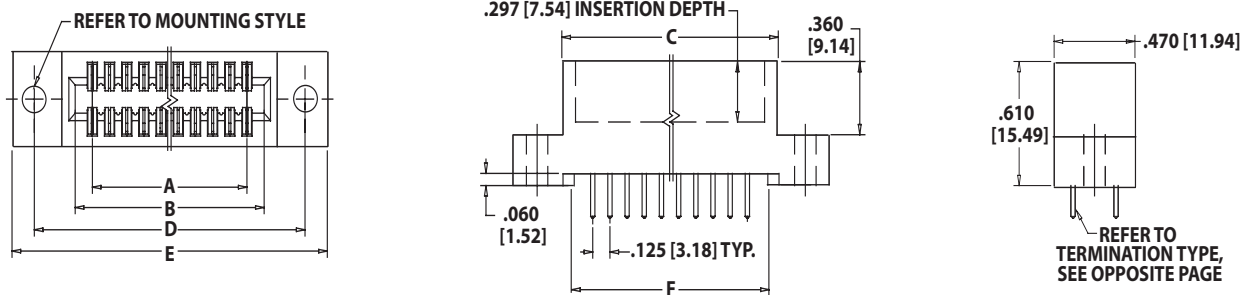
TERMINATION TYPE (Opposite Page)
RS = .025" [0.64mm] Square Dip Solder
RM = .025" [0.64mm] Square Wire Wrap
TA, TB, TM = .025" [0.64mm] Square Right Angle

READOUT (OPPOSITE PAGE)
D = Dual
H = Half Loaded

NUMBER OF CONTACT POSITIONS
See Chart Below

DIMENSIONS

Dimensions in [] are in millimeters, all others are in inches.



Tolerances with PPS Insulator Material may vary slightly due to shrinkage differential: Consult Factory.

POSITIONS/ CONTACTS	INCHES						[MILLIMETERS]					
	A±.008	B±.008	C±.015	D±.010	E±.020	F±.015	A±0.20	B±0.20	C±0.38	D±0.25	E±0.51	F±0.38
06/12*	0.625	0.875	1.035	1.295	1.555	0.875	15.88	22.23	26.29	32.89	39.50	22.23
10/20*	1.125	1.375	1.535	1.795	2.055	1.375	28.58	34.93	38.99	45.59	52.20	34.93
14/28*	1.625	1.875	2.035	2.295	2.555	1.875	41.28	47.63	51.69	58.29	64.90	47.63
15/30*	1.750	2.000	2.160	2.420	2.680	2.000	44.45	50.80	54.86	61.47	68.07	50.80
18/36*	2.125	2.375	2.535	2.795	3.055	2.375	53.98	60.33	64.39	70.99	77.60	60.33
22/44*	2.625	2.875	3.035	3.295	3.555	2.875	66.68	73.03	77.09	83.69	90.30	73.03
24/48*	2.875	3.125	3.285	3.545	3.805	3.125	73.03	79.38	83.44	90.04	96.65	79.38
25/50*	3.000	3.250	3.410	3.670	3.930	3.250	76.20	82.55	86.61	93.22	99.82	82.55
28/56*	3.375	3.625	3.785	4.045	4.305	3.625	85.73	92.08	96.14	102.74	109.35	92.08
30/60	3.625	3.875	4.035	4.295	4.555	3.875	92.08	98.43	102.49	109.09	115.70	98.43
31/62*	3.750	4.000	4.160	4.420	4.680	4.000	95.25	101.60	105.66	112.27	118.87	101.60
32/64*	3.875	4.125	4.285	4.545	4.805	4.125	98.43	104.78	108.84	115.44	122.05	104.78
35/70*	4.250	4.500	4.660	4.920	5.180	4.500	107.95	114.30	118.36	124.97	131.57	114.30
36/72	4.375	4.625	4.785	5.045	5.305	4.625	111.13	117.48	121.54	128.14	134.75	117.48
40/80*	4.875	5.125	5.285	5.545	5.805	5.125	123.83	130.18	134.24	140.84	147.45	130.18
43/86*	5.250	5.500	5.660	5.920	6.180	5.500	133.35	139.70	143.76	150.37	156.97	139.70
44/88*	5.375	5.625	5.785	6.045	6.305	5.625	136.53	142.88	146.94	153.54	160.15	142.88
49/98*	6.000	6.250	6.410	6.670	6.930	6.250	152.40	158.75	162.81	169.42	176.02	158.75
50/100	6.125	6.375	6.535	6.795	7.055	6.375	155.58	161.93	165.99	172.59	179.20	161.93

* Consult Factory For Availability.